

**ISUZU**  
DIESEL


# 4 SERIES

**Dependable Power**

- 4LE2T - 40 HP (30 KW) @ 1800 RPM (constant speed)  
48 HP (36 KW) @ 2400 RPM (variable speed)
- 4LE2X - 66 HP (49 KW) @ 1800 RPM (constant speed)  
62 HP (46 KW) @ 2400 RPM (variable speed)

# FOR MOVERS

(not shakers)



High technology exhaust after treatment provides the ideal level of applied simplicity and end user satisfaction **for those on the move.**

- Agricultural
- General Industrial
- Marine
- Eco-Friendly
- Automotive
- On Road Heavy Duty

**Applications**

- AWP
- Water Pump
- Hydraulic Pump
- Refrigeration
- Generator
- Asphalt Paver
- Irrigation

**Certifications**

U.S. EPA Tier 4  
EU Stage III B

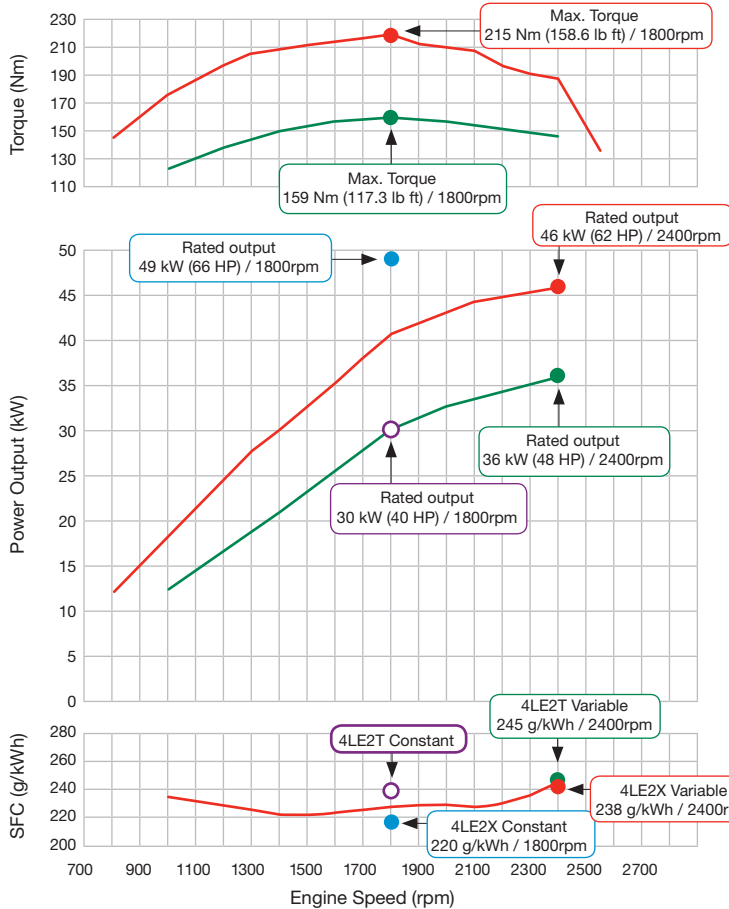
[isuzuengines.com](http://isuzuengines.com)



# The Strength to Work Harder.

## Performance

### Engine Performance Curves



### Standard

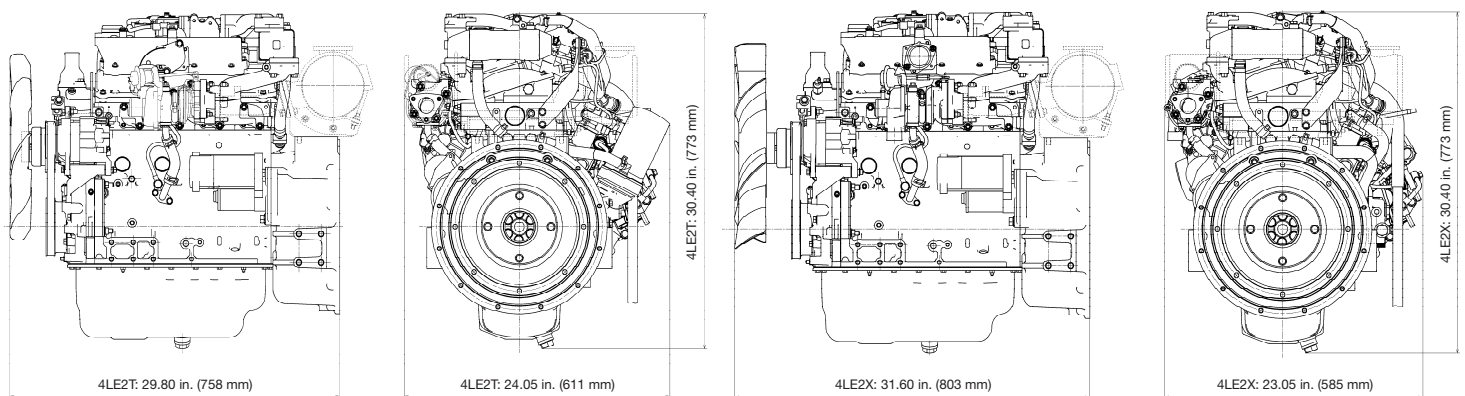
- Emission Control Device, maintenance free
- DOC
- Other emission-reducing features, including Cooled EGR, Wastegate Turbocharger
- High pressure Common Rail and Direct Injection
- Electric & self-priming fuel lift pump
- Glow plug starting aid
- 5-year / 5,000-hour warranty
- 500-hour oil drain & service interval

### Available Options

- Side or bottom drain oil pan
- SAE A Gear Case PTO
- Flywheel housings: SAE #4, #5, or flat plate
- Cooling packages
- Air cleaners
- Meter board and wire harness
- Engine mounting
- Weather and sound-proofing enclosure

### Engine Performance Curves

- 4LE2T – Constant Speed
- 4LE2T – Variable Speed
- 4LE2X – Constant Speed
- 4LE2X – Variable Speed



Note: SAE #4 flywheel housing shown (largest)

For additional information, please contact your local distributor or visit [isuzuengines.com](http://isuzuengines.com)

Isuzu Motors America, LLC  
46401 Commerce Center Drive  
Plymouth, Michigan 48170  
Phone: 734.582.9470  
Fax: 734.455.7581

ILS-4LE2T/X-014-1

[isuzuengines.com](http://isuzuengines.com)